

# Standard C

## Thermostatic Valve Body with Reversed Direction of Operation



To be precise.



# Standard C

## Description



HEIMEIER thermostatic valve bodies Standard C with reversed direction of operation and a yellow protection cap fit all HEIMEIER thermostatic heads and actuators.

The stainless spindle is equipped with a double O-ring sealing. The outer O-ring can be exchanged under pressure. With the HEIMEIER fitting tool, the complete thermostatic insert can be exchanged without draining the system.

The corrosion-resistant gunmetal body with a female thread is designed for being connected to a threaded pipe or,

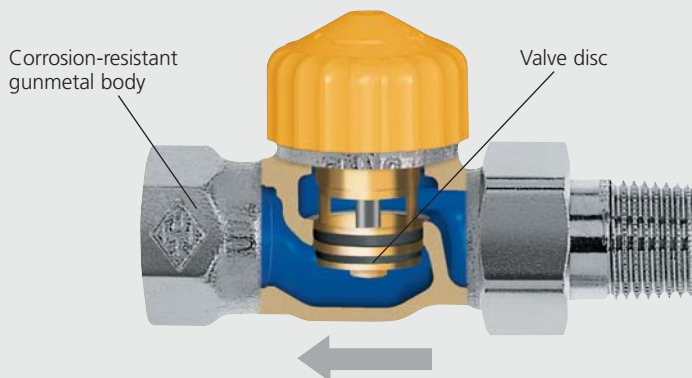
in combination with compression fittings, to a copper, precision steel, or multi-layer pipe (only NW 15). The models with a male thread on both sides can also be connected to a plastic pipe when combined with suitable compression fittings.

For HEIMEIER thermostatic valve bodies, use only the attendant, designated HEIMEIER compression fittings (designation e. g. 15 THE).

## Construction

### Standard C

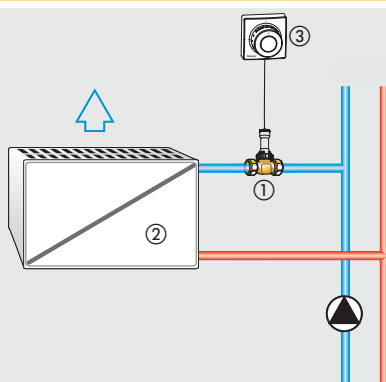
The valve disc is under the valve seat.  
The valve opens when the spindle is pushed in.



- for cooling-control without auxiliary power
- corrosion-resistant gunmetal body, nickel-plated
- universal connection possibilities
- for all HEIMEIER thermostatic heads and actuators

## Application

### Examples of Use



- ① Standard C thermostatic valve body
- ② fan/coil unit
- ③ thermostatic head F remote dial

The Standard C thermostatic valve body with reversed direction of operation is used for individual room-temperature control in cooling systems.

The valve is used, for instance, with the remote-dial thermostatic head F or the thermostatic head K with its remote sensor.

When the room temperature rises, the thermostatic heads open the valve. That makes proportional controlling simple and easy, without auxiliary power.

Here are some examples of where the thermostatic valve body is used:

- fan/coil units
- induction equipment
- ceiling cooling systems

## Information

– To prevent damage and incrustation in hot water heating systems, the composition of the heat transfer medium should meet VDI [German Engineer Association] directive 2035. The instruction leaflet of the VdTÜV [German Association of Technical Inspection Authorities] "1466/AGFW-Merkblatt 5/15" must be observed for industrial and long-distance energy systems. Mineral oil or mineral-oil based lubricants

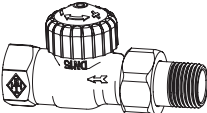

of all kinds in the heat transfer medium lead to considerable swelling and, in most cases, to a failure of EPDM seals.

When using non-nitrite anti-freeze and anti-corrosive agents based on ethylene glycol, please read the respective particulars – especially on the concentration of the individual additives – in the manufacturer's documentation.

– The thermostatic valve bodies fit all HEIMEIER thermostatic heads as well as all thermal and motorized actuators. The individual components are brought into line perfectly to ensure a maximum degree of safety.

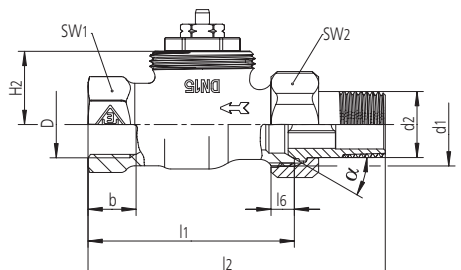
When using actuators of other manufacturers, make sure their pressure power in the closing zone is adjusted to thermostatic valve bodies with soft-sealing valve discs.

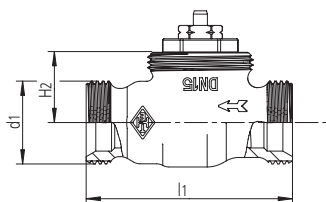
## Article numbers

Design	DN	kv-value [m <sup>3</sup> /h] Control difference [K]			kvs-value [m <sup>3</sup> /h]	Gunmetal nickel-plated Art.-Nr.
		0,5	1,0	2,0		
	15 (Rp 1/2 x R 1/2)	0,14	0,41	0,82	2,18	<b>4210-02.000</b> <b>4210-03.000</b>
	20 (Rp 3/4 x R 3/4)	0,26	0,51	0,98	4,55	
	15 (G 3/4 x G 3/4)	0,14	0,41	0,82	2,18	<b>4212-02.000</b>

Adm. operating temperature TB 120 °C. Adm. operating over-pressure PB 10 bar, low pressure steam 110 °C /0.5 bar. Compression fittings: see Accessories.

## Dimensions

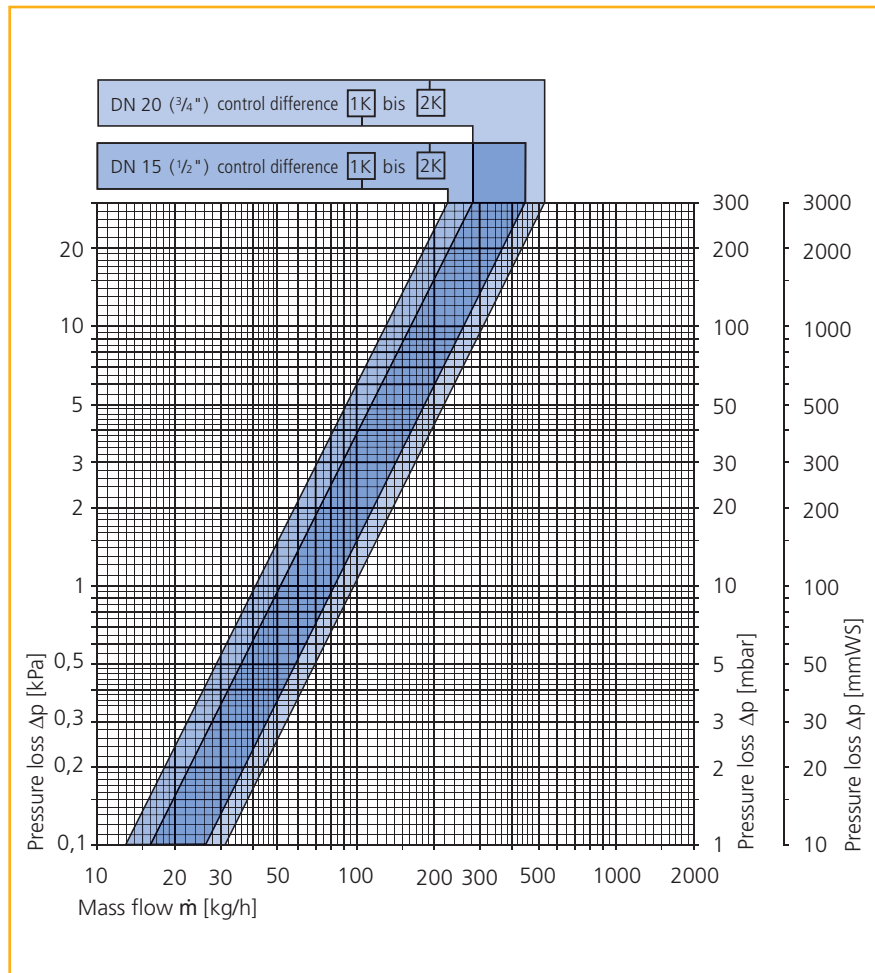




DN	D	b	d <sub>1</sub>	d <sub>2</sub>	l <sub>1</sub> ±2	l <sub>2</sub> ±2	l <sub>6</sub> ±1,5	α min.	Spanner opening		H <sub>2</sub>
									SW <sub>1</sub>	SW <sub>2</sub>	
15	R <sub>p</sub> 1/2	13,2	G 3/4	R 1/2	66	95	7	70°±10°	27	30	21,5
20	R <sub>p</sub> 3/4	14,5	G 1	R 3/4	74	106	8	70°±10°	32	37	29,5

## Specifications

### Diagram



Valve body with thermostatic head	$k_v$ -value [m <sup>3</sup> /h] Control difference [K]			$k_{vs}$ -value [m <sup>3</sup> /h]	Admissible operating temperature TB <sup>2)</sup> [°C]	Admissible operating over-pressure PB [bar]	Admissible differential, pressure under which the valve still closes $\Delta p$ [bar]
	0,5	1,0	2,0				
DN 15 (1/2")	0,14	0,41	0,82	2,18	120	10	1,20
DN 20 (3/4")	0,26	0,51	0,98	4,55	120	10	0,75

## Accessories

### Compression fitting

for copper or precision steel pipes.  
Metal-to-metal joint  
For pipes with 0.8–1 mm thick walls, support bushes must be used.  
Observe pipe manufacturer's particulars.

Rp 1/2 – Rp 3/4 female thread connection

Art. no.	Ø pipe	DN
<b>2202-10.351</b>	10	15 (1/2")
<b>2202-12.351</b>	12	15 (1/2")
<b>2201-14.351</b>	14	15 (1/2")
<b>2201-15.351</b>	15	15 (1/2")
<b>2201-16.351</b>	16	15 (1/2")
<b>2201-18.351</b>	18	20 (3/4")
<b>2201-22.351</b>	22	20 (3/4")

G 3/4 male thread connection

Art. no.	Ø pipe
<b>3831-10.351</b>	10
<b>3831-12.351</b>	12
<b>3831-14.351</b>	14
<b>3831-15.351</b>	15
<b>3831-16.351</b>	16
<b>3831-18.351</b>	18

### Support bush

for copper and precision steel pipes with 1 mm thick walls

Art. no.	Ø pipe	length
<b>1300-10.170</b>	10	18,5
<b>1300-12.170</b>	12	25,0
<b>1300-14.170</b>	14	25,0
<b>1300-15.170</b>	15	26,0
<b>1300-16.170</b>	16	26,3
<b>1300-18.170</b>	18	26,8

### Compression fitting

for copper or precision steel pipes.  
Soft sealing

G 3/4 male thread connection

Art. no.	Ø pipe
<b>1313-12.351</b>	12
<b>1313-14.351</b>	14
<b>1313-15.351</b>	15
<b>1313-16.351</b>	16
<b>1313-18.351</b>	18

### Compression fitting

for plastic pipes, nickel-plated  
G 3/4 male thread connection

Art. no.	Ø pipe
<b>1311-12.351</b>	12 x 2
<b>1311-14.351</b>	14 x 2
<b>1311-16.351</b>	16 x 2
<b>1311-17.351</b>	17 x 2
<b>1311-18.351</b>	18 x 2
<b>1312-18.351</b>	18 x 2,5
<b>1311-20.351</b>	20 x 2
<b>1311-21.351</b>	21 x 2,5

### Compression fitting

for multi-layer pipes, nickel-plated  
Connection Connection

Rp 1/2 female thread		G 3/4 male thread	
Art. no.	Ø pipe	Art. no.	Ø pipe
<b>1335-14.351</b>	14 x 2	<b>1331-14.351</b>	14 x 2
<b>1335-16.351</b>	16 x 2	<b>1331-16.351</b>	16 x 2
		<b>1331-18.351</b>	18 x 2



Theodor Heimeier Metallwerk GmbH

PO Box 1124, D-59592 Erwitte, Germany

Phone +49 (0) 29 43 / 891-0

Fax +49 (0) 29 43 / 891-100

www.heimeier.com